

## 1 Introduction

This document is a basic guide for the Amino remote control. It does not provide an end-user guide for the remote control. The end-user interface is governed by the middleware that is being used by any given service provider so will vary between different installations.

The information contained in this guide is relevant to remote controls with US/Asian codesets. To determine whether this is correct for your remote control you will need to check the top number on the reverse of the remote control. US/Asian part numbers include:



510-808-XX-XX

If your part number is not in this list, please check the EU Guide. If you cannot see it listed in either please email the part number [info@aminocom.com](mailto:info@aminocom.com) to check which codeset is used.



## 2 Mode

In common with most universal remotes, the Amino remote is moded and operates in one of two modes, either *STB mode* or *TV mode*.

The mode is selected by pressing the TV  or STB  mode-select button at the top of the remote. When pressed, the TV or STB mode-select button illuminates for 1 second to indicate that the corresponding mode has been set. The TV and STB buttons do not transmit any IR commands either the TV or the STB.

When any function button on the remote is pressed, the TV or STB button will light to indicate that a command is being transmitted in that mode.



The mode remains selected until changed by the user.

If a button has no valid function in that mode, neither the TV nor STB mode buttons will light.

## 3 TV Compatibility

In order for the remote to transmit the correct signals to control the TV, the remote must first be programmed with the 3-digit code corresponding to the make and model of TV in use.

This is done in the following way:

- Identify the make of the TV that is to be controlled. E.g. Sony, Magnavox, Philips etc. and find it in the Table of Brand Codes below.
- Simultaneously press and hold the TV  and OK  buttons on the remote - after approximately 2 seconds, the TV button will light.
- Release the TV and OK buttons – the TV button remains illuminated.
- Now enter the 3-digit brand code according to the make of the TV that is being controlled.
- As each of the digits are entered, the TV button will briefly flash off and on again
- When the third digit has been entered, the TV button will go out.
- If a TV brand code has been entered that the remote does not recognize, the TV button will flash rapidly for a second and remain illuminated. If this happens, re-enter the correct TV brand code.
- Verify that the remote control works with the TV.
- If no brand code is entered, or the brand code entered is incomplete, after several seconds, the remote will exit the TV brand code entry mode and the TV brand code will be unchanged.
- The remotes are supplied by default with TV Brand Code 000.

Most TV makes have more than one brand code listed in the brand code table – if this is the case try all brand codes that are listed for that make until a suitable match is found.

If no brand code is listed for the TV, try brand codes for common televisions such as Philips and NEC.

### 3.1 Table of Brand Codes

*Please note: Certain codes are only available in newer remote controls (including 002-457-01-01, 002-463-01-01, any part number starting with a 5). If it is not available in your remote then after entering it the TV button will flash rapidly for a second and remain illuminated. Please contact your STB provider to see if a newer version of your remote is available.*

TV Manufacturer	Brand Codes
A TANDY	094
ABEX	115
ADMIRA	114, 127, 200
ADVENTURA	113
AIKO	105, 112, 197
AIWA	148
ALARON	109, 217
AKAI	033, 110, 111, 157
ALBA	043
ALLERON	109
AMBASSADOR	108
AMERICA	105

TV Manufacturer	Brand Codes
AMPRO	234
AMSTRAD	048, 108
ANAM	025, 104, 105, 106, 107
ANAM NATIONAL	104, 214
AOC	036, 041, 102, 103, 111, 116
ARCHER	116
AUDIOSONIC	100
AUDIOVOX	105, 116, 197, 199
BAND & OLUFSEN	265, 266
BAUER	044
BAUR	100
BAYSONIC	105



TV Manufacturer	Brand Codes
BEIJING	151, 155, 156
BELCOR	036, 103, 157
BELL & HOWELL	038, 098, 099
BEON	100
BRADFORD	105
BROCKWOOD	036, 103
BROKSONIC	083, 116, 200
BUSH	100
CANDLE	035, 036, 041, 096, 097, 111, 113, 215
CAPEHART	102
CARNIVALE	041, 157
CARVER	010, 163, 213
CATHAY	100
CELEBRITY	095, 195, 232
CENTURION	041
CHANGHONG	154, 155, 156, 162
CINERAL	105, 197, 199
CITIZEN	035, 036, 041, 092, 093, 094, 096, 097, 105, 111, 112, 113, 149, 197, 215
CLAIRTONE	101
CLARIVOX	100
CONCERTO	035, 097, 215
CONROWA	175
CONTEC	090, 091, 101, 105
CORANDO	094
CRAIG	025, 105
CROSLEY	163, 213
CROWN	094, 105
CURTIS MATHES	016, 036, 038, 041, 055, 069, 075, 093, 094, 098, 111, 114, 127, 149, 163, 196, 198, 212, 213, 215, 219, 228, 229, 231, 233
CXC	105
DAEWOO	029, 030, 033, 036, 072, 094, 100, 103, 105, 112, 119, 153, 157, 158, 159, 160, 199, 197
DANSAI	100
DAYTRON	036, 094, 103
DENON	069
DECCA	027, 100
DIXI	033, 100, 107

TV Manufacturer	Brand Codes
DUMONT	001, 036, 089, 103
DWIN	076
DYNATECH	088
ELECTROBAND	095, 101, 195, 232
ELECTROHOME	094
ELECTRON	094
ELIN	100
ELTA	033
EMERSON	000, 002, 006, 007, 008, 009, 011, 036, 038, 041, 081, 082, 083, 084, 085, 086, 087, 090, 092, 094, 098, 101, 103, 105, 108, 109, 200, 217
ENVISION	036, 041, 111
ERRES	100
ETRON	033
FERGUSON	100
FINLUX	100, 273, 274, 275, 276, 277, 278, 279, 280, 281, 282, 283, 284, 285, 286, 287, 288
FISHER	017, 038, 080, 098
FORMENTI	044
FORMONTI	100
FORTRESS	114
FUJITSU	109, 217, 224
FUNAI	048, 105, 109, 141, 150, 152, 217
FUTURETECH	105
GE	013, 016, 020, 036, 041, 075, 076, 077, 078, 079, 081, 086, 104, 114, 127, 196, 199, 212, 214, 228, 229, 231, 233
GEC	027, 100
GEMINI	039
GENEXXA	043
GIBRALTER	089, 103, 111
GOODMANS/TASHIKO	027, 066, 100
GRADIENTE	028, 065, 157, 215
GRANADA	100
GRUNDIG	178, 179, 180, 181, 182, 183, 184, 185, 186, 187, 188
GUNPY	105, 109, 217
H/K	072
HALLMARK	036, 041, 086
HANSEATIC	100
HARLEY Davidson	109, 217



TV Manufacturer	Brand Codes
Harman/Kardon	163, 213
HARVARD	105, 106
HINARI	100, 109
HITACHI	018, 035, 067, 068, 069, 070, 071, 087, 094, 097, 135, 215
HYPSON	100
HYUNDAI	290
IMA	105
INDIANA	100
INFINITY	163, 213
INFINITY REFERENCE	010
INTERFUNK	100
INTEQ	001, 089
ITT	061
JANEIL	113
JBL	010, 163, 213
JCB	095, 195, 232
JENSEN	031
JINXING	153, 154, 155, 156, 157, 162, 163, 164, 165, 169, 173
JVC	026, 028, 064, 065, 066, 084
KAWASHO	090
KAYPANI	102
KEC	105
KENWOOD	036, 041, 103, 111
KLOSS	063, 072, 113
KONKA	221, 222, 225, 226
KTV	041, 092, 094, 101, 105, 111
LEYCO	100
LG(GOLDSTAR)	003, 012, 035, 036, 041, 073, 074, 086, 094, 097, 100, 103, 111, 115, 215, 239, 244, 245, 246, 247, 248, 249, 250, 251, 252, 253, 254, 255, 256, 257, 258, 259, 260, 261, 262, 263, 264
LIESENK & TTER	100
LLOYTRON	094
LOEWE	100
LOGIK	099, 177
LUXMAN	035, 097, 215
LXI	010, 036, 038, 041, 062, 076, 086, 098, 163, 196, 213, 228, 233
MAGNAVOX	010, 034, 039, 040, 041, 042, 058, 059, 060, 061, 063, 066, 096, 111,

TV Manufacturer	Brand Codes
	163, 213, 217, 218, 230
MAJESTIC	099
MARANTZ	010, 022, 036, 041, 100, 111, 213
MARK	100
MATSUSHITA	019
MATSUI	027, 033, 100
MEDIATOR	100
MEGATRON	036, 041, 069, 086, 116
MEI	101
M-ELECTRONIC	100
MEMOREX	022, 033, 036, 038, 041, 057, 086, 097, 098, 099, 177, 215, 217
METZ	179, 183, 189, 190, 191, 192, 193, 194
MGA	022, 036, 056, 041, 057, 086, 103, 111
MIDLAND	001, 019, 075, 076, 089, 094, 115, 200, 212, 228, 233
M-ELECTRONIC	075, 089, 196
MINUTZ	079
MINUTZ	079
MINUTZ	079
MITSUBISHI	022, 032, 036, 056, 057, 066, 079, 086, 103, 110, 114, 138
MONTGOMERY	109
MOTOROLA	022, 041, 104, 114, 127, 157, 214
MTC	035, 036, 041, 088, 093, 097, 101, 103, 111, 149, 215
MULTITECH	088, 105, 127
NAD	036, 055, 062, 086, 105
NEC	024, 035, 036, 041, 066, 097, 103, 105, 111, 132, 171, 215
NECKERMANN	100
NEI	100
NIKKAI	027, 043, 100, 115
NIKKO	036, 041, 086, 105, 111, 112, 197
NOKIA	272, 291
NOSHI	053
NOVABEAM	072
NTC	105, 112, 157
ONWA	041, 105, 157, 197
OPTIMUS	038, 055, 105
OPTONICA	019, 054, 098, 114, 198
ORION	083, 100, 127, 217
OSAKI	027, 115



TV Manufacturer	Brand Codes
OTTO VERSAND	100
PANASONIC	010, 019, 025, 075, 083, 104, 109, 131, 137, 143, 200, 212, 214
PANDA	154, 172
PENNY	016, 019, 036, 041, 052, 053, 062, 073, 075, 076, 078, 079, 086, 093, 094, 103, 104, 111, 115, 116, 212, 215, 228, 231, 233
PEONY	156, 162
PHILCO	036, 041, 058, 059, 060, 061, 062, 063, 069, 075, 079, 096, 103, 111, 149, 157, 196, 213
PHILIPS	010, 040, 069, 100, 157, 163, 200, 213
PHONOLA	100
PILOT	010, 036, 041, 094, 103, 111, 163
PIONEER	051, 055, 087, 157, 223
PORTLAND	036, 094, 103, 105, 112, 198
PRICECLUB	093
PRINCETON	227
PRISM	075, 157, 197, 212
PROSCAN	075, 076, 228, 233
PROTECH	100
PROTON	036, 050, 086, 094, 102, 116, 196, 219
PULSAR	001, 036, 041, 089
PULSER	103
QUASAR	025, 075, 089, 104, 157, 212, 214
QUELLE	100
RADIO SHACK	036, 041, 038, 054, 075, 094, 103, 105, 112, 115, 127, 157, 196, 215, 228, 233
RADIOLA	100
RCA	005, 014, 015, 018, 019, 036, 041, 049, 053, 075, 076, 077, 087, 103, 114, 212, 216, 223, 228, 229, 233, 231, 235, 236, 237
REALISTIC	036, 038, 041, 054, 086, 094, 097, 098, 103, 105, 111, 115, 157, 196, 215
RHAPSODY	101
R-LINE	100
RUNCO	001, 041, 089, 098, 105, 111, 157, 220
SAISHO	033, 108
SAMPO	036, 041, 094, 102, 105, 111, 115
SAMSUNG	033, 034, 035, 036, 041, 086, 093, 094, 097, 100, 103, 111, 115, 149,

TV Manufacturer	Brand Codes
	215, 238, 239, 240, 241, 242, 243
SAMSUX	094
SANSEI	199
SANSUI	200
SANYO	017, 023, 027, 038, 066, 080, 091, 098, 123, 125, 126, 202, 203, 204, 205, 206, 207, 208, 209, 210, 211
SBR	100
SCHEIDER	100
SCIMITSU	036, 103, 157
SCOTCH	036, 041, 086
SCOTT	036, 041, 083, 086, 094, 103, 105, 109, 217
SEARS	010, 016, 017, 035, 036, 038, 041, 048, 052, 062, 076, 080, 086, 097, 098, 109, 141, 163, 196, 213, 215, 217, 228, 233
SEMIVOX	105
SEMP	062
SHANGHAI	156, 168
SHARP	046, 047, 054, 066, 091, 091, 111, 114, 127      ベスト(型式)
SHOGUN	036, 103, 157
SIGNATURE	099, 177
SIMPSON	058, 096, 218
SOLAVOX	115
SONOKO	100
SONTEC	100
SONY	037, 045, 066, 084, 095, 128, 144, 195, 232
SOUNDESIGN	036, 041, 086, 096, 105, 109, 217
SOUNDWAVE	100
SPECTRICON	116
SQUAREVIEW	048, 141
SSS	036, 089, 103, 105, 157
STAR-LITE	105
SUPREM	095, 195, 232
SUPRE-MACY	113
SURPA	035, 097
SYLVANIA	010, 036, 041, 044, 048, 058, 059, 060, 061, 063, 096, 111, 157, 163, 213
SYMPHONIC	048, 141
SYSLINE	100



TV Manufacturer	Brand Codes
TANDY	027, 043, 114, 127
TATUNG	027, 088, 100, 104, 116, 214
TCL	156, 163, 170
TECHNOL ACE	109, 217
TECHNICS	019, 075, 212
TECHWOOD	035, 075, 097, 157, 212, 215
TEKNIKA	010, 022, 035, 036, 057, 093, 094, 096, 097, 099, 103, 105, 109, 112, 113, 157, 163, 177, 197, 213, 215, 217
TELEFUNKEN	157, 215
TELETECH	033
TERA	050
THAKRAL	167
THOMSON	289
THORM	100
TMK	035, 036, 041, 086, 097, 108, 215
TNCI	001
TOSHIBA	038, 052, 062, 066, 093, 098, 130, 149
TOSONIC	101
TOTEVISION	094
TRICAL	091
UNIVERSAL	078, 079
UNIVERSUM	100
VECTOR RESEARCH	036, 041, 111
VESTEL	100
VICTOR	028, 065
VIDEO CONCEPT	110
VIDIKRON	010, 021, 163, 213
VIDTECH	036, 041, 086, 103

TV Manufacturer	Brand Codes
VIKING	113
WARDS	010, 036, 041, 045, 054, 058, 059, 060, 061, 077, 078, 079, 086, 097, 099, 103, 109, 111, 177, 213, 215, 217
WATSON	100
WHITE Westinghouse	200
XOGEKO	161, 162, 166, 174, 176
YAMAHA	036, 041, 103, 111
YOKO	100
ZENITH	001, 004, 089, 099, 105, 177, 197, 200, 267, 268, 269, 270, 271
ZONDA	116
ビクター	120, 121, 122
シャープ	124, 127
ゼネラル	129
パイオニア	133
フナイ	134, 136, 141, 145
ダカス	140, 142
サムソン	146
インターコンプ	149
14M01 ベスト(型式)	134, 136, 141, 145
14M02 ベスト(型式)	146
14M10 ベスト(型式)	147
20M01 ベスト(型式)	134, 136, 141, 145
20M02 ベスト(型式)	134, 136, 141, 145
20M03 ベスト(型式)	132
25M010 ベスト(型式)	147
D25AV10ベスト(型式)	147

## 4 Batteries

The remote is powered by 3 x AAA, MN2400, UM-3 or LR03 batteries. The use of alkaline batteries is strongly recommended. Battery life (using alkaline batteries) is typically around 6 months of 30-minutes intermittent use per day.

The battery compartment cover can be secured by a screw. The screw is supplied fitted into the base of the remote. In order to fit the battery cover screw:

- Remove the battery compartment cover.
- Remove the silver screw at the base of the remote using a Opt Posidrive™ screwdriver.

- Fit the batteries and re-fit the battery cover.
- Insert the screw into the hole in the base of the battery cover

